

Erratum

In Vol. 22, No. 5 of *Journal of Testing and Evaluation*, in the article titled "Comparative Studies of Yarn and Fabric Friction," (pp. 463–467) by J. O. Ajayi and H. M. Elder, the following revisions should be applied:

- p. 466, column 1, line 21: "... This is demonstrated in Figs. 5 through 7. In Fig. 5, ..."
- p. 466, column 2, line 3: "... References to Figs. 6 and 7 will show ..."
- p. 467, column 1, line 12: "... component yarns as shown in Figs. 8 and 9 ..."

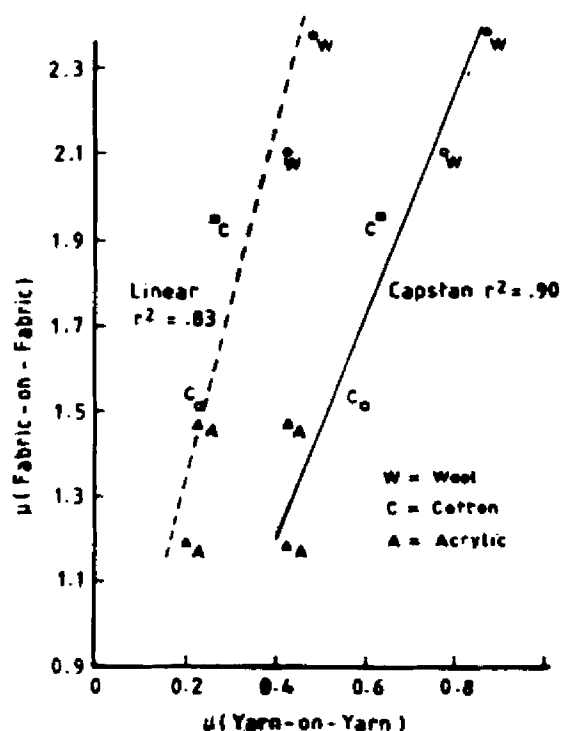


FIG. 8—Relationship between the coefficient of friction of plain knitted fabrics and their component yarns (filled signs = static friction, empty signs = kinetic friction, all measurements made in dry relaxed states). R^2 = square of the multiple correlation coefficient.

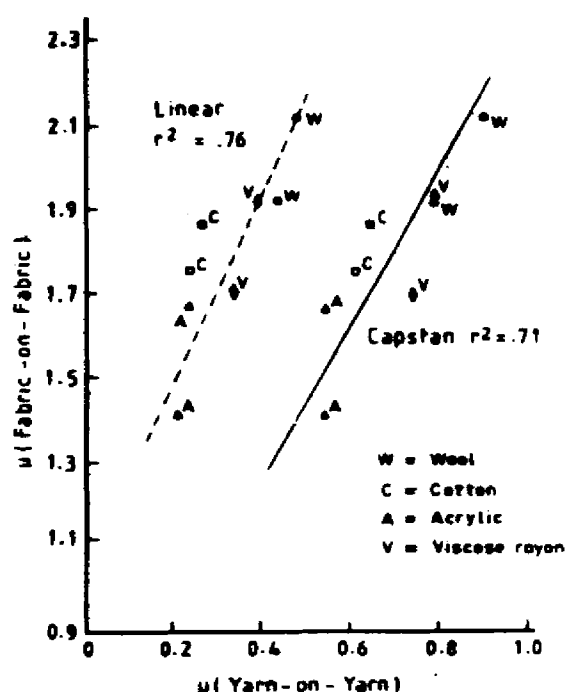


FIG. 9—Relationship between the coefficient of friction of plain knitted fabrics and their component yarns (filled signs = static friction, empty signs = kinetic friction, all measurements made in dry relaxed states). R^2 = square of the multiple correlation coefficient.

Journal of Testing and Evaluation

Table of Contents

Volume 22, 1994

No. 1, January

On the Uncertainties Involved in Quantifying the Fracture Toughness of Al-Li-X Alloys—PETER C. MCKEIGHAN AND BEN M. HILLBERRY	3
Dynamic Fracture Toughness Measurements on Small Charpy Specimens—A Preliminary Study—W. N. SHARPE, JR. AND W. BOHME	14
R-Curve Generation and CTOD Evaluation Considering Maximum Crack Growth Size and Parabolic Crack Front—SOVA BHATTACHARYA AND A. N. KUMAR	20
Crack Length and <i>J</i> -Integral Expressions for Specimens Loaded in Tension—BERNARD FAUCHER	30
Controlling, Data Acquisition, and Data Processing for Axial and Shear Creep Tests Using a Computer—FREDERICK C. SCHMITT AND JAMES M. MATTHEWS	36
Study of Steel Weldments Using Electronic Speckle Pattern Interferometry—J. SIVAGANTHAN, A. R. GANESAN, B. C. TAN, K. S. LOW, AND R. S. SIROHI	42
A Computer Method of Analysis for Tire Wear Characterization, Identification, and Classification—KOOROSH CHANGIZI	45
Physiologic Challenges Induced by Participation in Ice Hockey—Implications for Training—H. J. GREEN	48
Workshop on Accuracy of Load and Strain Measurement of Testing Machines Introduction—A. FERLOV	52
Practical Aspects of Dynamic Verification of Extensometers: Part I—The Concepts—F. JOSEPH ALBRIGHT AND JAY ANNALA	53
Practical Aspects of Dynamic Verification of Extensometers: Part II—Actual Examples—F. JOSEPH ALBRIGHT AND JAY ANNALA	57
Data Acquisition and Analysis of Tensile Properties for Metal Matrix Composites—B. ROEBUCK, J. D. LORD, P. M. COOPER, AND L. N. MCCARTNEY	63
Measurement Uncertainty Analysis of a Transfer Standard Force Calibration System—F. MICHAEL TOVEY	70
Technical Note: A New Restraint for High-Load-Transfer Fastener Fatigue Test—ZHU YIGANG, WU XUEJEN, AND YANG YONGAN	81

No. 2, March

Fatigue Crack Propagation in a Specimen with a Complicated Cross-Section; Characterization of the Stress Intensity Factor—CHOBIN MAKABE, HIDEO KANESHIRO, AND HIDEO YARA	91
The Use of Fatigue Specimens Precracked in Compression for Measuring Threshold Values and Crack Growth—REINHARD PIPPAN, LAURENZ PLOCHL, FRANZ KLANNER, AND HEIN PETER STÜWE	98
Development of an Improved Compression Specimen Geometry for Unreinforced Polymers—EDWIN M. ODOM AND DONALD F. ADAMS	104
Numerical Model of Primary Creep Deformation in a Novel Double Shear Specimen—N. L. JOHNSON AND J. C. EARTHMAN	111
Back-Face Strain Compliance and Electrical-Potential Crack Length Calibrations for the Disk-Shaped Compact-Tension DC(T) Specimen—C. J. GILBERT, J. M. MCNANEY, R. H. DAUSKARDT, AND R. O. RITCHIE	117
Application of Surface Fabrication to Strain Measurement in Nanometer Scale with the Scanning Tunneling Microscope—KENSUKE MIYAHARA, SABURO MATSUOKA, NUBUO NAGASHIMA, AND HIROYUKI MASUDA	121
Constant Temperature-Compensated Strain Rate Testing of Aluminum—V. M. SAMPLE AND D. P. FIELD	127
Local Strain in Corrugated Pipe: Experimental Measurements to Test a Numerical Model—IAN D. MOORE	132
Determining Asphalt Concrete Properties via the Impact Resonant Method—STEVEN L. WHITMOYER AND Y. RICHARD KIM	139
Thermal and Mechanical Properties of Cellular Polystyrene and Polyurethane Insulation Materials Aged on a Flat Roof in Hot-Dry Climate—ERTAN OZKAN	149
Testing Techniques for Measurement of Bulk Modulus—K. L. FISHMAN AND D. MACHMER	161
Development and Validation of a Standard Test Method for Sequential Batch Extraction of Waste with Acidic Extraction Fluid—SUSAN S. SORINI	168
Effect of Composition of El-Iajjun Oil Shale on Its Calorific Value—MOHAMMED Z. ANABTAWI AND JAMAL M. NAZZAL	175

No. 3, May

Prediction of Fatigue Life of Plain Concrete Beams from Fracture Tests—D. V. RAMSAMOOJ	183
Behavior of Asphalt Concrete Mixtures in Triaxial Compression—TAN SIEW-ANN, LOW BOON-HWEE, AND FWA TIEN-FANG	195
Evaluation of Machinability Data—LAI-ZHE JIN AND ROLF SANDSTRÖM	204
Relevant Errors Associated with Tension Testing of Metals—LUCA TOMESANI	212
Stress Correction for Removal of Material in X-Ray Stress Determination—Z. Q. KANG, J. B. LI, AND Z. G. WANG	217
Preparation of Stainless Steel Adherends for Adhesive Bonding—GEORGETTE B. GASKIN, GABRIEL J. PILLA, AND STANLEY R. BROWN	222
Uniaxial Tensile Strength of Cementitious Composites—H. A. TOUTANJI AND T. EL-KORCHI	226
Temperature Dependencies of Elasticity Characteristics for Tellurium-Alloyed Gallium Arsenide—A. I. TROYANSKII AND V. A. BORISENKO	233
Technical Notes from the Sixth International Civil Aviation Security Conference (AVSEC'93) Introduction—LYLE O. MALOTKY	235
Enforcement of International Regulations—LYNNE A. OSMUS	238
Regulation: Perception and Reality—DOUGLAS R. LAIRD	240
Australian System for Aviation Security Identification Cards and Associated Personnel Background Checking—RAY TURNER	243
Reconciling Passenger Facilitation and Security—TREVOR J. C. JOY	245
Security Technologies and Techniques: Airport Security Systems—J.-F. BOUISSET	247
Standardized Training through the Use of the ICAO Standardized Training Packages (STPs)—R. G. SUTHERLAND	251
IATA and Its Cooperative Role in Aviation Security—BRIAN WALL	257
The Role/Responsibility of the Freight Forwarder—ANDERS KOCH	259
The Need to Harmonize Cargo Security Rules—DAVID FORBES	265
International Aviation Security Research and Development—PAUL A. POLSKI	267
Aviation Security Standards Development within ASTM Committee F-12 on Security Systems and Equipment—PETER M. DRAGHETTI	275
Reaching Consensus on Technical Standards through ICAO: The Work of Ad Hoc Group of Specialists on the Detection of Explosives—NICK CARTWRIGHT	277
Development of Trace Explosive Detection Standards—LORNE ELIAS	280
Selection and Use of Explosives Detection Devices to Check Hand-Held Luggage—SVEN HNATNICKY	282

No. 4, July

Determining the Potential Drop Calibration of a Fatigue Crack Growth Specimen Subject to Limited Experimental Observations—PETER C. MCKEIGHAN AND DAVID J. SMITH	291
A Fractographic Technique for the Estimation of Initiation Fracture Toughness J_k for Ductile Materials—M. SRINIVAS, S. V. KAMAT, AND P. RAMA RAO	302
Deducing Crack History in an Aged Boiler Tube from Fracture Surface Topography—TAKAO KOBAYASHI, DONALD A. SHOCKEY, GABRIEL OGUNDELE, DAVID D. MCNABB, AND DUNCAN SIEDEY	309
Instructions for a New Method of Inclusion Rating and Correlations with the Fatigue Limit—Y. MURAKAMI, T. TORIYAMA, AND E. M. COUDERT	318
A Suggested Test Procedure to Measure Mixed Mode I-III Fracture Toughness of Brittle Materials—ARUN M. KUMAR, JOHN P. HIRTH, RICHARD HOAGLAND, AND XIAOXIN FENG	327
Numerical Assessment of the Dynamic Tension Test Using the Split Hopkinson Bar—J. RODRÍGUEZ, C. NAVARRO, AND V. SÁNCHEZ-GÁLVEZ	335
Radial Basis Function Network Learns Ceramic Processing and Predicts Related Strength and Density—KRZYSZTOF J. CIOS, GEORGE Y. BAAKLINI, ALEX VARY, AND ROBERT E. TJIA	343
Bond Tests of Fiberglass-Reinforced Plastic Bars in Concrete—J. LARRALDE, R. SILVA-RODRIGUEZ, J. BURDETTE, AND B. HARRIS	351
The Influence of Test Piece Preparation on the Compressive Strength of Unidirectional Fiber-Reinforced Plastic—J. G. HABERLE AND F. L. MATTHEWS	360
Estimation of Young's Modulus and of Hardness by Ultra-Low Load Hardness Tests with a Vickers Indenter—A. C. TRINDADE, A. CAVALEIRO, AND J. V. FERNANDES	365
An Excitation System for Dynamic Testing of Large Structures—O. S. SALAWU AND C. WILLIAMS	370
Modeling Wood in Transverse Compression—PATRICK J. PELLICANE, JOZSEF BODIG, AND ALEX L. MREMA	376
Behavior of Wood in Transverse Compression—PATRICK J. PELLICANE, JOZSEF BODIG, AND ALEX L. MREMA	383
Objective Evaluation of Surface Characteristics to Determine Smoothness of Pile Fabrics—JOSEPH O. AJAYI	388

No. 5, September

Effects of Load-Distributed Width on Split Tension of Unnotched and Notched Cylindrical Specimens—T. TANG	401
Fatigue Testing of High-Density Polyethylene and Polycarbonate with Crack Length Measurement Using Image Processing Techniques—A. C. RIEMSLAG	410
The Influence of Testing Methodology on the Fatigue Crack Propagation Behavior of Cellulose Esters—THOMAS J. PECORINI AND ERIC J. MOSKALA	420
An Evaluation of Several Techniques for Measuring Air-Void Content in Asphalt Concrete Specimens—JOHN HARVEY, THOMAS MILLS, CLARK SCHEFFY, JORGE SOUSA, AND CARL L. MONISMITH	424
Data Analysis Techniques for Impact Tests of Composite Materials—ALRIK L. SVENSON, MARTIN W. HARGRAVE, LAWRENCE C. BANK, AND BINSHAN S. YE	431
A Differential Air Deflation Quality Assurance Test for Surgical Gloves—RONALD F. CAREY	440
Effects of Sample and Test Variables on Electrical Wire Insulation Flammability—E. M. RODAK, RONALD J. TAYLOR, DAVID B. HIRSCH, AND LARRY J. LINLEY	447
Effect of Overload Cycles on Thin Steel Roof Claddings during Cyclonic Winds—M. MAHENDRAN	451
Mechanical Study of a Hypoeutectoid Steel Weld—J. A. MARTÍNEZ, H. P. KUGLER, S. MERINO, H. DRUDE, AND A. J. CRIADO	458
Comparative Studies of Yarn and Fabric Friction—JOSEPH O. AJAYI AND H. M. ELDER	463
Symposium on Case Studies of Wear-Related Failure Analyses Introduction—FLOYD W. WOOD	468
On the Role and Analysis of Wear in Failures—F. W. WOOD	470
Wear Analysis of Björk Shiley Delrin Tilting Disc Heart Valves—HERBERT L. MILLIGAN, BRETT M. JOHNSON, AND PETER A. ENGEL	474
Scoring of Precision Spur Gears—KENNETH G. BUDINSKI	485
Wear-Related Fatigue in a Wire Rope Failure—KAROL K. SCHREMS	490

No. 6, November

Inconsistencies between CTOD and J Calculations—CHRISTOPHER D. WILSON AND JOHN D. LANDES	505
Back Face Strain Calibration for Crack Length Measurements—W. J. D. SHAW AND W. ZHAO	512
Charpy Transition Studies of an Embrittled AISI 8640 Lower Bainitic Steel—JAMES V. RINNOVATORE, KARL F. LUKENS, JAMES REINHOLD, AND WILLIAM MAHON	517
Numerical Analysis of Plasticity Effects in the Hole-Drilling Residual Stress Measurement—M. BEGHINI, L. BERTINI, AND P. RAFFAELLI	522
Determination of Softening Kinetics in a Material by Measuring the Evolution of Hot Flow Stress—D. P. FIELD, V. M. SAMPLE, AND R. S. RADER	530
Electrochemical Impedance Spectroscopy for Monitoring Coating Performance in Condensing Environments—HARVEY S. ROSENBERG AND BARRY C. SYRETT	537
Proposed Test Method for Dynamic Properties of Connections Assembled with Mechanical Fasteners—J. D. DOLAN	542
An Analysis of Creep and Shrinkage in Mortars—LAUREN B. SICKELS TAVES	548
Comparison of Asphalt Contents Measured with the Nuclear Gage and Extraction Methods—FRAZIER PARKER, JR. AND YIPING WU	556
Solvent-Free, Nuclear-Free Determination of Asphalt Content and Gradation of Hot-Mix Asphalt Concrete—H. A. TODRES AND S. BHATTACHARJA	564
Temperature Dependence of Dynamic Young's Modulus and Mechanical Damping in a Nextel Fiber-Reinforced Glass Composite—A. WOLFENDEN, J. E. GILL, K. K. CHAWLA, R. U. VAIDYA, AND R. VENKATESH	571
Effect of High Strain Rate on the Properties of PVC Pipe—N. M. S. AL-BASTAKI	574
Comparison of Selected Properties of Barrier Textile Material Used in Durable, Moisture Repellent Protective Clothing—B. LEWIS SLATEN, LISA A. SHANLEY, AND TERESA BELLINGER	577
Technical Note: The Determination of Single Edge-Notched Bend Specimen Load Line Displacement from Remotely Located Sensors in Elastic-Plastic Fracture Testing—K. J. KARISALLEN AND J. R. MATTHEWS	581



**Statement of Ownership,
Management and
Circulation**
(Required by 39 U.S.C. 3685)

1A. Title of Publication Journal of Testing and Evaluation		1B. PUBLICATION NO. 00903973		2. Date of Filing 9-27-94	
3. Frequency of Issue Bi-monthly		3A. No. of Issues Published Annually 6		3B. Annual Subscription Price \$103.00	
4. Complete Mailing Address of Known Office of Publication (Street, City, County, State and ZIP+4 Code) (Not printer) 1916 Race Street, Philadelphia, PA 19103-1187					
5. Complete Mailing Address of the Headquarters or General Business Office of the Publisher (Not printer) 1916 Race Street, Philadelphia, PA 19103-1187					
6. Full Names and Complete Mailing Address of Publisher, Editor, and Managing Editor (This item MUST NOT be blank) Publisher (Name and Complete Mailing Address) American Society for Testing and Materials, 1916 Race Street, Philadelphia, PA 19103-1187 Editor (Name and Complete Mailing Address) Donald R. Petersen, Greenleaf Associates, P.O. Box 1785, Midland, MI 48641-1785 Managing Editor (Name and Complete Mailing Address) Susan Gebremedhin, ASTM, 1916 Race Street, Philadelphia, PA 19103-1187					
7. Owner (If owned by a corporation, its name and address must be stated and also immediately thereunder the names and addresses of stockholders owning or holding 1 percent or more of total amount of stock. If not owned by a corporation, the names and addresses of the individual owners must be given. If owned by a partnership or other unincorporated firm, its name and address, as well as that of each individual must be given. If the publication is published by a nonprofit organization, its name and address must be stated.) (Item must be completed.)					
Full Name		Complete Mailing Address			
American Society for Testing and Materials		1916 Race Street Philadelphia, PA 19103-1187			
8. Known Bondholders, Mortgagees, and Other Security Holders Owning or Holding 1 Percent or More of Total Amount of Bonds, Mortgages or Other Securities (If there are none, so state)					
Full Name		Complete Mailing Address			
None					
9. For Completion by Nonprofit Organizations Authorized to Mail at Special Rates (DMM Section 424.12 only) The purpose, function, and nonprofit status of this organization and the exempt status for Federal income tax purposes (Check one)					
(1) <input checked="" type="checkbox"/> Has Not Changed During Preceding 12 Months		(2) <input type="checkbox"/> Has Changed During Preceding 12 Months		(If changed, publisher must submit explanation of change with this statement.)	
10. Extent and Nature of Circulation (See instructions on reverse side)		Average No. Copies Each Issue During Preceding 12 Months		Actual No. Copies of Single Issue Published Nearest to Filing Date	
A. Total No. Copies (Net Press Run)		1,393		1,300	
B. Paid and/or Requested Circulation		0		0	
1. Sales through dealers and carriers, street vendors and counter sales					
2. Mail Subscription (Paid and/or requested)		959		1,063	
C. Total Paid and/or Requested Circulation (Sum of 10B1 and 10B2)		959		1,063	
D. Free Distribution by Mail, Carrier or Other Means Samples, Complimentary, and Other Free Copies		18		18	
E. Total Distribution (Sum of C and D)		976		1,081	
F. Copies Not Distributed		417		219	
1. Office use, left over, unaccounted, spoiled after printing					
2. Return from News Agents		0		0	
G. TOTAL (Sum of E, F) and 2—should equal net press run shown in A)		1,393		1,300	
11. I certify that the statements made by me above are correct and complete		Signature and Title of Editor, Publisher, Business Manager, or Owner Robert L. Meltzer, Vice President, Publications & Marketing			

Information for Contributors

The *Journal of Testing and Evaluation* (JOTE) is issued bimonthly by ASTM. Each published paper and technical note is peer-reviewed. The guidelines below offer suggestions to authors and describe our manuscript selection, peer review, revision, and publication processes. Authors who adhere to these suggestions will ensure expeditious handling of submitted material.

Preparation of the Manuscript*

The submitted manuscript should be typewritten or printed, in English, on one side of a sheet only, double-spaced, with wide margins (at least 1 in. (2.5 cm)) on all sides. Pages must be consecutively numbered in single sequence—text, tables, and figures.

Five copies of the original manuscript are needed, each including clear copies of any figures.

The text should include an informative abstract of 100–150 words and a list of 5–10 keywords that can be used to index the contents of the manuscript.

ASTM policy requires the use of SI units in all publications (and in their included tables and figures). If English units must be used to present test results or to describe materials, equivalent SI units should follow in parentheses. Refer to *ASTM E 380, Standard Practice for Use of the International System of Units (SI) (The Modernized Metric System)* for further information and examples.

Commercialism may be avoided by the use of generic terms where possible. Trademarks and trade names should be properly identified as such, if they are used.

References should be cited in the text in numeric order. Type the numerical citation on the line, not as a superscript, and enclose in square brackets. The references should be listed together at the end of the text, in consecutive order, with enough information to allow a reader to find the cited item. See a recently published article in the *Journal* for the conventions used for papers, reports, books, and computer programs.

All tables should be placed together following the text and references. Tables should be identified with Arabic (not Roman) numbers, and cited in numerical order in the text. It is better to use several simple tables than one large, complex table.

All figures (graphs, illustrations, photographs) should be placed together following text and tables. A separate sheet of figure captions should precede the figures. Figures should be identified with consecutive Arabic (not Roman) numbers. Type size must be large enough to be legible after reduction. All lettering, lines, and symbols must be drawn with opaque black ink on white paper. The axes of each graph must be properly labeled, with specific units. Computer-produced graphs or illustrations must be made using a laser printer (not an impact printer). Photographs must be high-

contrast black-and-white. All micrographs, and all figures that are representations of equipment or specimens, must include scale marks.

The name, mailing address, position, affiliation, and telephone (fax, e-mail) of each author must be supplied in a cover letter. The submitting author is asked to provide names, mailing addresses, affiliations, and telephone numbers of five potential reviewers who are not employed at the same institution as any of the authors. The submitting author must state that the contents of the manuscript have not been published previously and that the manuscript is not under consideration for publication elsewhere. The submitting author should affirm that all those given as co-authors have agreed to be so listed.

Technical Review

Each submitted manuscript that, in the opinion of the Technical Editor, fits the scope of the *Journal*, is technically sound, and will be of interest to the readership is processed for peer review. Three reviewers evaluate each paper, two each technical note. The reviewers consider technical merit, originality, soundness of data, reproducibility of results, logical conclusions, and clarity of presentation.

The reviewers' comments are considered by the Technical Editor. Manuscripts that receive two or more unfavorable recommendations are rejected for publication in the *Journal*, and the authors are so advised. Manuscripts which the reviewers find acceptable pending amendment are returned to the authors for change, along with the (anonymous) comments of the reviewers. The authors subsequently may submit a revised manuscript.

Five copies of the revised manuscript are needed—one master with original figures; two copies highlighted to show where revisions have been made, and indicating which reviewer's comment has been addressed; and two plain copies. An "Authors' Response Form," provided by the editorial office, should be completed, showing where revisions were made, including any explanation concerning a suggested change not being made.

A "Paper Submittal Form," also provided by the editorial office, should be completed by the authors as well, assigning copyright to ASTM. The exception to this is for authors who are employees of the U.S. government.

Should a copy of the revised manuscript be available in computer-produced form, such as from a word-processing program like WordPerfect® 5.1, it may be included at this time with the paper copies mentioned above. Either 3.5 in. (89 mm) or 5.25 in. (133 mm) disks are acceptable. This expedites the handling of the article in the editorial office.

The Technical Editor may either accept the revised manuscript for publication, accept it pending further revision, or reject it. A revised manuscript may be sent for re-evaluation to a reviewer who had found major flaws in the first submission.


Each manuscript accepted by the Technical Editor for publication is further scanned by the editorial staff for proper ASTM conventions and for appropriate English style and usage. The final

*For complete instructions for the preparation of manuscripts and a sample manuscript contact Barbara Stafford, Administrative Assistant, ASTM Journals, 215-299-5424 or FAX 215-299-5511.

MOVING?

To insure uninterrupted service on your *JTE* subscription, please notify us at least six weeks before you move.

1. Attach your address label from a recent issue in the space provided opposite. (If label is not available, be sure to give your old address, including Zip Code.)



2. Print your name, membership no., and address below. (Be sure to include Zip Code.)

3. Mail entire notice to: **ASTM**
Subscription Dept.—JTE
1916 Race St.
Philadelphia, PA 19103

Name _____ Membership No. _____

New Address _____

City _____ State _____ Zip Code _____

(please print or type the above information)

version, including any editorial changes, is sent to the author before it is typeset.

Following author approval, the article is set into print and the page proof is delivered to the author for approval. Should the editorial office not hear from the author in the designated response time, approval is assumed and publication proceeds.

Other Published Items

Some items appear in the *Journal* without peer review. Thus, brief comments on a previously published article, the authors'

response to these comments, and critical reviews of books or computer programs require the approval only of the Technical Editor.

Dr. Donald R. Petersen
Technical Editor